



THE  
**SPRAY NOZZLE**  
PEOPLE

# N

Spiral Nozzle  
Fire Protection




## SPECIAL PURPOSE

### DESIGN FEATURES

- ✓ Simplicity of design
- ✓ One-piece/no internal parts
- ✓ Clog-resistant
- ✓ Three standard pipe sizes - 1/2", 1" and 1-1/2"
- ✓ Male connection
- ✓ Factory Mutual, U.S. Coast Guard, and Lloyd's Register approved models

### SPRAY CHARACTERISTICS

- ✓ Two spray cones: an outer, wide angle cone and a narrower inner cone combine to give a full cone effect
- ✓ Spray pattern: Full Cone
- ✓ Spray angles: 90° and 120° standard
- ✓ Flow rates: 9.67 to 1720 l/min



Nozzle with optional protective cover

The N nozzle is a specialist fire fighting nozzle for use in a variety of fire protection systems. It comes with several key certifications from major independent bodies, making it a logical choice for critical systems for protecting life and property.

The spray pattern from spiral nozzles is particularly well suited to deluge systems as the broad spectrum of droplet sizes allows the smaller drops to overcome thermal currents and penetrate into the fire resulting in swifter cooling.

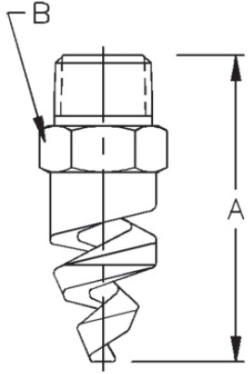
CALL NOW : +44 (0) 1273 400092

[www.spray-nozzle.co.uk](http://www.spray-nozzle.co.uk)

The Go-to People for spray nozzle solutions



N3-N5W: U.S. Coast Guard approved

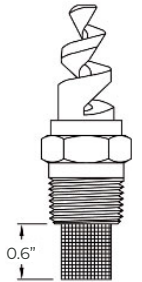


Full Cone 90°



Full Cone 120° (W)

All N1-N3W nozzles provided with integral strainer.  
Strainer material: 316SS  
24 mesh (0.027" opening)



## N Flow Rates and Dimensions

Full Cone, Medium 90° and Wide (W) Spray Angles, 1/2" to 1 1/2" Pipe Sizes, BSP or NPT

Standard Materials: Brass and 316 Stainless Steel (also available in nickel aluminium bronze and titanium plus more on request)

Nozzle No.	Pipe Size	K	Litres Per Minute @ BAR								Orifice Dia. (mm)	Pass Dia. (mm)	Dimensions		Wt Metal (g)
			0.5 BAR	0.7 BAR	1 BAR	2 BAR	3 BAR	5 BAR	10 BAR	20 BAR			A (mm)	B (mm)	
N1	1/2"	13.7	9.67	11.4	13.7	19.3	23.7	30.6	43.2	61.1	4.73	3.18	63.5	22.4	85
N2		24.2	17.1	20.2	24.2	34.2	41.8	54	76.4	108	6.73	3.18			
N3		37.6	26.6	31.5	37.6	53.2	65.1	84.1	119	168	8.71	3.18			
N4		54.9	38.8	46	54.9	77.7	95.1	123	174	246	10.9	4.76			
N5		75.2	53.2	62.9	75.2	106	130	168	238	336	13.5	4.76			
N6	1"	95.7	67.7	80.1	95.7	135	166	214	303	428	14.3	4.76	92.2	35.1	241
N6		95.7	67.7	80.1	95.7	135	166	214	303	428	15.2	4.76			
N7		153	108	128	153	216	264	341	483	683	19.6	6.35			
N8	1 1/2"	216	153	181	216	306	375	484	685	968	23.6	6.35	111	50.8	765
N9		294	208	246	294	416	509	657	930	1320	27.7	7.94			
N10		385	272	322	385	545	667	861	1220	1720	32.8	7.94			

$$\text{Flow Rate (l/min)} = K \sqrt{\text{bar}}$$